



Techstep

Essentials MDM

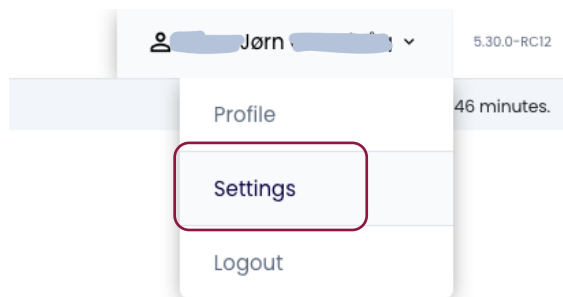
Apple VPP Integration

Date: 01/03/2023

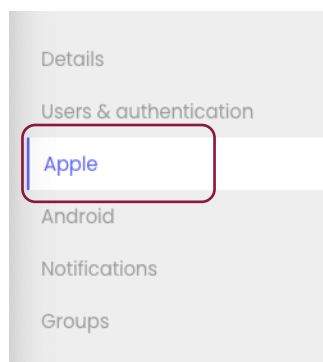


In order to integrate with Apple Volume Purchase Program (VPP), you will need a valid Apple Business Manager account.

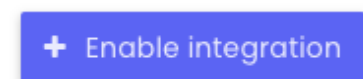
Log on to your Techstep Essential MDM console and select **Settings** below your user in upper right corner.



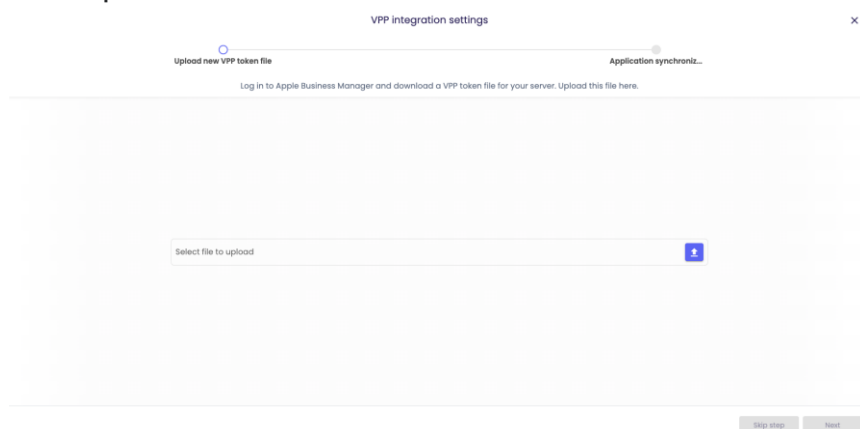
Then select **Apple** on the left side in the menu.



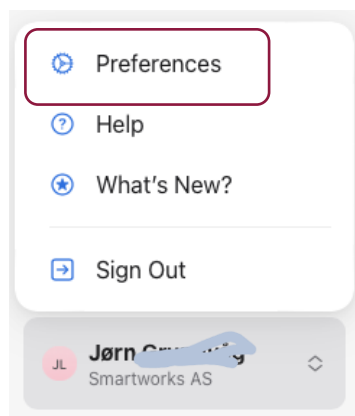
Then select Enable integration on the right side.



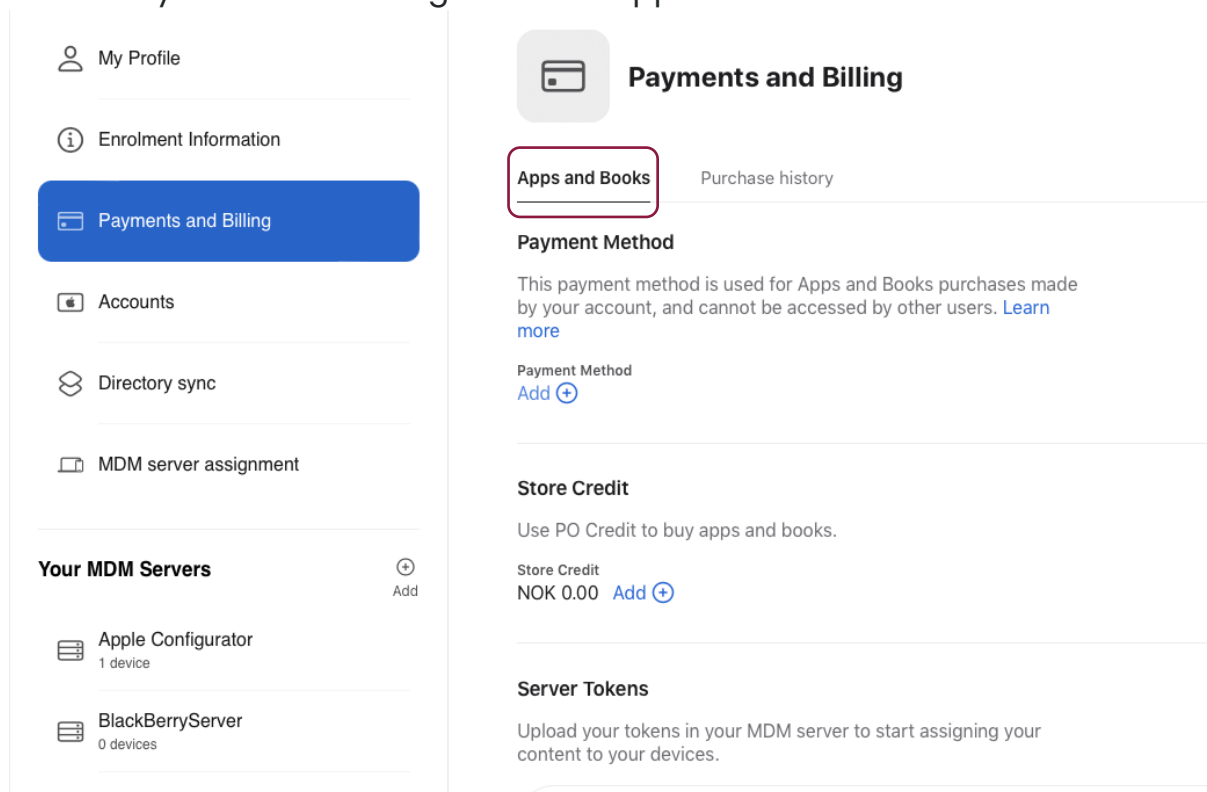
Log in to Apple Business Manager and download a VPP token file for your server and upload the file here.



Click your profile name from the bottom left corner and then choose Preferences.



Select Payments and Billing and then Apps and Books.



Scroll down to the correct MDM server in the **Server Tokens** list and click **Download** on the right side.

Server Tokens

Upload your tokens in your MDM server to start assigning your content to your devices.

 Techstep Essentials MDM

[Download](#)

Now you can return to Techstep Essential MDM server and upload the VPP Token and click **Next**.

VPP integration settings

Upload new VPP token file

Application synchroniz...

Log in to Apple Business Manager and download a VPP token file for your server. Upload this file here.

Select file to upload

sToken_for_Techstep_Essentials_MDM.vpptoken (0.348 kB)

Skip step

Next

And **Next** once more.

VPP integration settings

Upload new VPP token file

Application synchroniz...

Synchronization status

✓

Synchronization completed.

All imported VPP codes: 200
Applications with VPP codes: 2
Unknown (not imported) applications: 0

Back

Next

You will have to choose between Manually or Automatically (recommended) import and assign to one or more Application groups. When you are done, click Save to finish.

VPP integration settings

Upload new VPP token file Application synchroniz...

Synchronization interval
30 minutes

Unknown applications import mode:

Import manually Import automatically

Unknown (not imported) applications: 0

Select groups you want to assign the apps to:

Application groups

Apple Select groups or create new ones

Back Save

When done, it should look like this:

VPP integration ✓

Remove integration Synchronize now Edit integration settings

Token status	✓ Token is valid
Token expiration date	2024-02-21
Last synchronization:	✓ 2023-02-21 12:23:42
Next synchronization:	2023-02-21 12:53:42
All imported VPP codes:	200
Applications with VPP codes:	2

Please remember that the VPP token is only valid for one year and it is necessary to renew it within 12 months.